
Welcome!

CPM Virtual Learning Series



Foundations for Implementation – Session 4

What should I do before we get started?

- + Feel free to test your mic, then mute.
- + In the Public Chat, share a favorite snack or two.
- + Review the Virtual Classroom Routines.

Virtual Routines

- Join with microphone.
- Private chat facilitator for individual support.
- Share your ideas.
- Open eBook.

Tech Tip



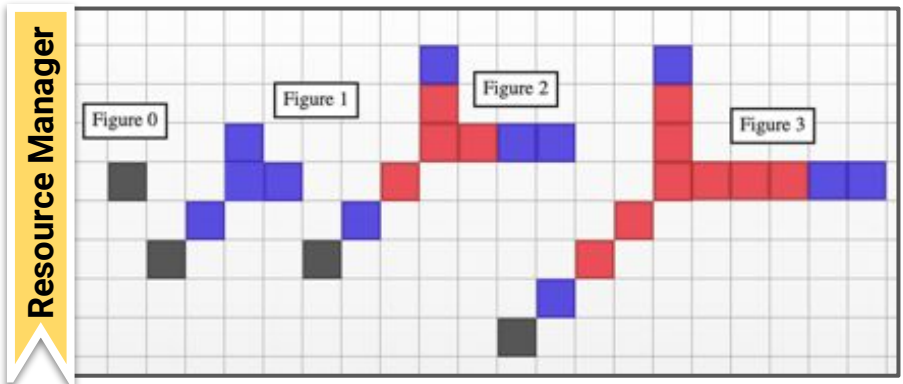
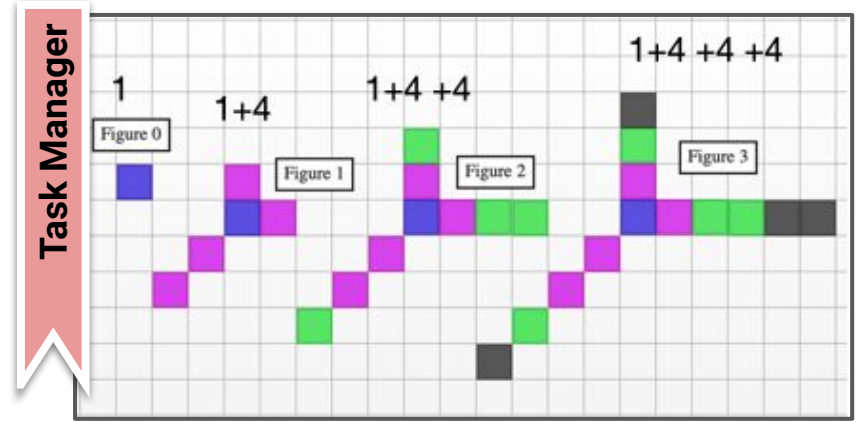
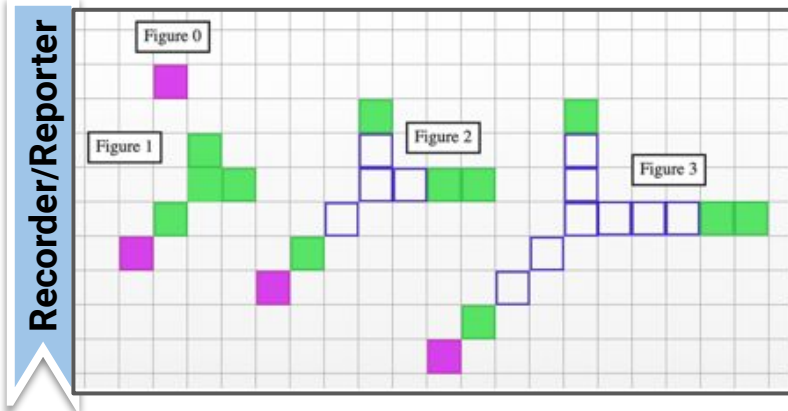
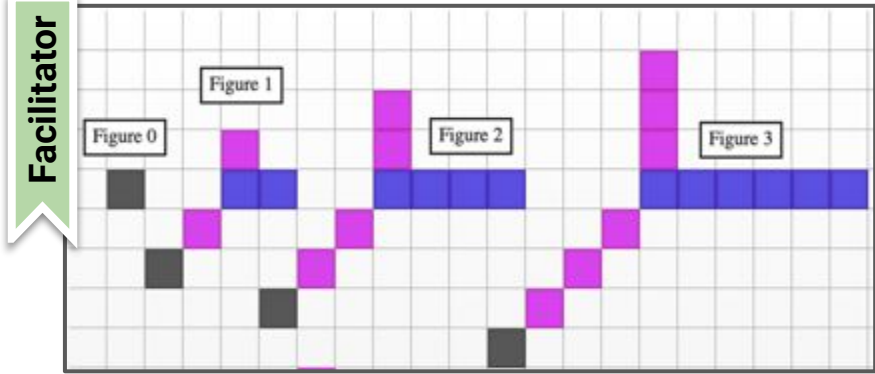
Whiteboard Tools

The screenshot shows a whiteboard interface with several toolbars and a callout box. A red box highlights the 'Color' and 'Fill' options, which include a grid of colored circles and a 'Keep Open' checkbox. Another red box highlights the 'Dash' and 'Size' options, which include a grid of dashed patterns and buttons for 'S', 'M', and 'L'. A third red box highlights the 'Styles' dropdown menu. A fourth red box highlights the 'Tools' toolbar, which includes icons for selection, erasing, drawing shapes, and text. A callout box with a red arrow points to a red circle around the 'Multi-user whiteboard' icon in the bottom toolbar. The callout box contains the text: 'Click here to turn on multi-user whiteboard'.

Team Room Routines

- Join with microphone.
- Webcams (encouraged).
- Offer support to team.
- Share your ideas.

Visualizing Patterns




Lesson Structure

Lesson Explore



Hosted Gallery Walk




Lesson Structure

Lesson Explore



Huddle



Tile Pattern:

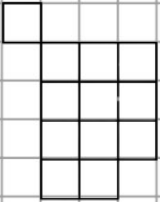


Figure 1

Figure 0




Figure 2

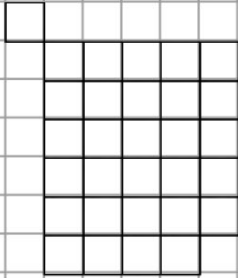


Figure 3

Figure 4

Figure 5

Rule: _____

Graph:

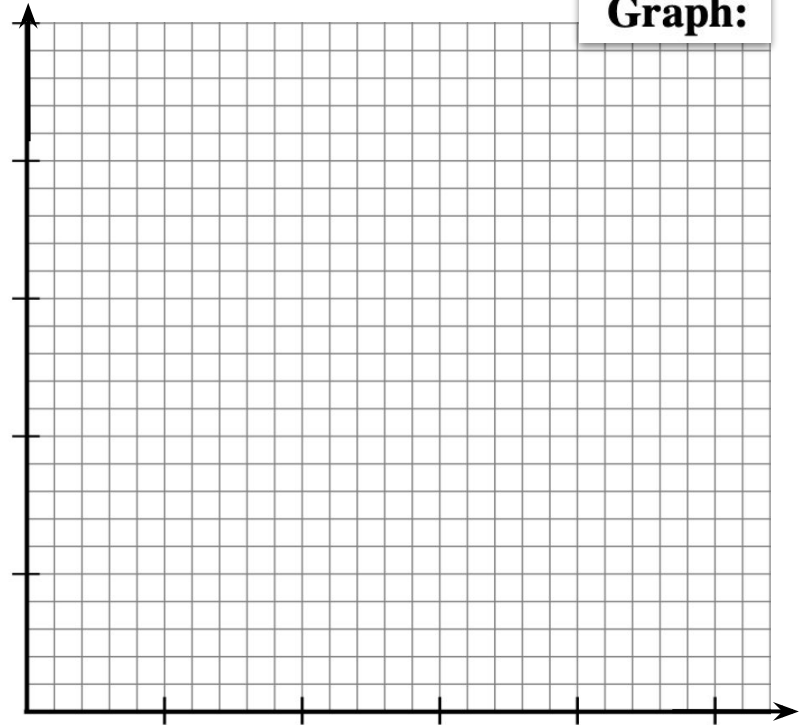


Table:

Figure Number (in)						
Number of Tiles (out)						

Screen Break

Take a break and walk away from the computer.



On-Demand Modules

Foundations for Implementation



Content Modules



Instructional Modules

Team Task: 5 Minutes

- Ensure everyone is enrolled in their course-specific Content Modules.
- Locate the Introduction to Foundations Module to enroll in the Instructional Modules.
- Discuss your initial plans for completing the On-Demand portion of Foundations for Implementation.
- Explore the On-Demand Modules and begin to learn the structure of the modules.
- Ask any questions you may have about the Portal.

Agenda

Session Four



Focus: Problem-Based Learning

- Icebreaker
- Lesson Structure
- Math Thread
- Lesson Support
- On-Demand Support
- Closure**

Implementation Action Plan

Problem-Based Learning Pillar



Team Whiteboard Brainstorming Space

Team Task: 5 Minutes

- Take turns sharing prior experience using multiple modes of instruction.
- How do you envision incorporating the LEC lesson structure in your classroom?

Launch - Lesson Opening

Explore - Structured Problem-Based Learning

Closure - Lesson Closure

- Complete the Problem-Based Learning Action Plan in the Professional Learning Portal.